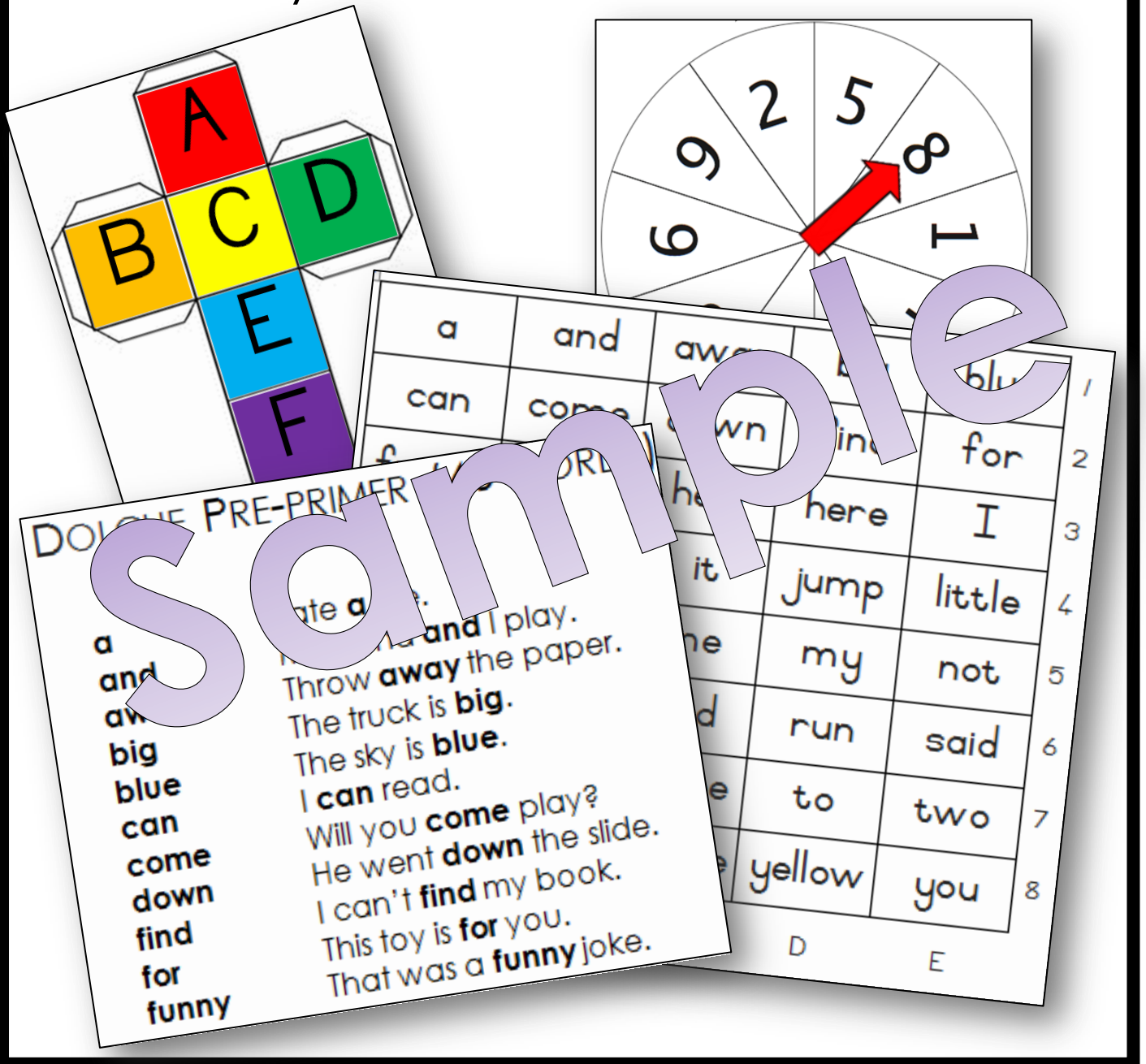


Sight Words

Common word lists & lessons ideas to
make learning to read easier

By Nadene Esterhuizen



CONTENTS

Introduction	3
How to teach sight words	4
Dolche Pre-primer (40 words).....	5
Dolch Pre-primer Flashcards	6
Dolche Primer (52 words).....	7
Dolch Primer Flashcards	8
Dolch 1 st Grade Flashcards	10
Dolche 2nd Grade (46 words)	11
Dolch 2 nd Grade Flashcards	12
Dolch 3rd Grade (41 words).....	13
Dolch 3 rd Grade Flashcards.....	14
Learning activities for practice lessons	15
Templates.....	16
Dice Template to use for Bingo	16
Spinner Wheel to use for Bingo.....	16
References.....	17

INTRODUCTION

Definition –

Sight words, also called **high frequency** words, are **commonly used** words that young children are encouraged to **memorize** as a **whole by sight**, so that they can **automatically recognize** these words in print without having to use any strategies to decode. [Wikipedia](#)

Sight words often cover almost half the reading material on a page. By memorizing sight words, a child can quickly recognize and recall these words and therefore does not need to decode or break up and sound out every letter of each word, thus simplifying his reading process.

Most sight words are non-phonetic words that do not follow the phonetic sounds. Because sight words cannot be decoded or sounded out, they should be learnt, memorized and recognized on sight.

Teaching sight words is a very important and helpful tool to make reading easier for young students from pre-K to Grade 3.

Dolch Sight Words lists were compiled by Edward William Dolch in 1936. In the 1950's Dr. Edward Fry updated Dolch's lists creating Fry's 1000 Sight Words list, using more modern words which frequently appeared in reading materials used in Grades 3-9.

Whatever lists you choose to teach your child, you should introduce one or two words each day, gradually adding new words while repeating and practicing the taught words until your child has learnt the entire list.

As in all teaching, you should customize your child's lists to suit their levels of maturity and ability. When they are ready, they will quickly learn new words and enjoy the learning process.

Enjoy!

HOW TO TEACH SIGHT WORDS

Every time your child learns a new word it helps to use several techniques to introduce, integrate and reinforce the learning the word. It helps to have the words on a chart, or on large flashcards. Mom or tutor first demonstrates and the child repeats the actions.

A general rule = Always **say** the whole word, then **spell** it out and then **say** it again, underlining the whole word with the first 2 fingers from left to right. →

Here are a few more techniques you can use:

These sight word lessons are clearly demonstrated on <http://www.sightwords.com/sight-words/lessons/>

1. **See & Say** – First Mom says the new word while underlining it on the chart card with her first 2 fingers. She says, “*Your turn.*” The child says the word on the flash card while underlining it with his fingers. Mom says, “*My turn,*” and says the word again and says it in a sentence, giving it contextual meaning. The child repeats the word saying and underlines it with his 2 fingers. Mom says, “*Again.*” The child repeats the word again.
2. **Spell & read** – First mom says the word and spells out the letters as she points at each letter as she says it using two fingers to point to each letter, then says the full word underlining it with her fingers, then she reads the word again. The child repeats the word just as mom demonstrated. Repeat twice.
3. **Arm Tap** – This is a movement-based method called *kinesthetic feedback* which strengthens the learning experience. There are 3 parts – 1. Mom says the word as she slaps her right hand on her left shoulder. 2. Then she spells out the letters while tapping each letter with 2 fingers as she moves down her arm. 3. Finally she says the word while she sweeps her fingers down her arm “underlining” the word. The child repeats the actions as he says-spell-says just as mom demonstrated. Repeat twice. See a video of this technique here - <http://www.sightwords.com/sight-words/lessons/arm-tapping/>
4. **Air Writing** – This method creates a big cognitive impression and helps cement the word in the child's memory while providing valuable practice in writing. First mom says the word, and then writes out each letters in the air in front of the flash card and then she says the word while underlining it with 2 fingers. The child's turn to say the word, then write out each letter in the air, then say the whole word again, underlining it from left to right. Repeat twice.
5. **Table Writing** – Just as in Air Writing, the child first says the word, then writes each letter on a table or flat surface using his first 2 fingers, and then says the word again, underlining it with his fingers. The child first spells-writes the word as he looks at the flash card and then repeats this without looking at the word.
6. **Quick correction** - Correct a child's mistake by clearly stating and reinforcing the right word several times, *just as was done when introducing the word.* Do not focus on mistakes, or shame or insult a child and repeat their mistakes. Keep the correction lesson short, focussed and positive.

Once the words have been taught, the child must practice those words daily. In these practice sessions, mom needs to watch and encourage or correct, but does not need to demonstrate the lesson unless the child is unsure. Use the lesson dice (under the templates) to offer different options of the lesson practices above. Enjoy!

DOLCHE PRE-PRIMER (40 WORDS)

a	I ate a pie.
and	My friend and I play.
away	Throw away the paper.
big	The truck is big .
blue	The sky is blue .
can	I can read.
come	Will you come play?
down	He went down the slide.
find	I can't find my book.
for	This toy is for you.
funny	That was a funny joke.
go	They will go to school.
help	I can help you.
here	I sit here .
I	I am a child.
in	The food is in the bowl.
is	She is my friend.
it	We like it .
jump	I will jump over the hole.
little	My little sister is cute.
look	I will look out the window.
make	My mom will make a cake.
me	Give that to me .
my	Where is my toy?
not	He is not in school today.
one	I have one story book.
play	Please play with me.
red	The apple is red .
run	I can run fast.
said	Dad said I was funny.
see	Did you see my coat?
the	She read the book.
three	I have three pencils.
to	I will walk to your house.
two	There are two balls in the box.
up	Run up the hill.
we	We are in the classroom.
where	Where are you going?
yellow	The sun is yellow .
you	I will skip with you .

DOLCH PRE-PRIMER FLASHCARDS

a	and	away	big	blue	1
can	come	down	find	for	2
funny	go	help	here	I	3
in	is	it	jump	little	4
look	make	me	my	not	5
one	play	red	run	said	6
see	the	three	to	two	7
up	we	where	yellow	you	8

A

B

C

D

E

DOLCHE PRIMER (52 WORDS)

all	I ate all my food.	please	Please can I go out?
am	I am a good friend.	pretty	The dress is pretty .
are	My friends are here.	ran	He ran very fast.
at	I looked at the stars.	ride	I ride my bike.
ate	He ate his bread.	saw	We saw the birds fly.
be	I will be kind.	say	What did you say ?
black	The coat is black .	she	She is my friend.
brown	I saw a brown bear.	so	I am so hungry.
but	I ate some food, but I am hungry.	soon	It will be done soon .
came	My friend came to play.	that	I put that shoe on.
did	She did her work.	there	The bag is there , not here.
do	I will do my chores.	they	They always wear hats.
eat	What did you eat this morning?	this	I found this on the floor.
four	Four dogs are at the gate.	too	I washed my hands too .
get	They will get a gold star.	under	My toys are under my bed.
good	You did a good job!	want	I want a drink of water.
have	I have a sore hand.	was	He was singing.
he	He is my friend.	well	I draw flowers well .
into	I walked into the room.	went	We went to the movies.
like	I like my teacher.	what	What can I do with this?
must	You must sit here.	white	The snow is white .
new	We have a new dog.	who	Who will be my friend?
no	My dad says no .	will	She will play on the swings.
now	We all sing now .	with	Can I play with you?
on	She sat on the stool.	yes	Yes , I like using the computer.
our	Our family went on a trip.		
out	I walked out of the room.		

DOLCH PRIMER FLASHCARDS

all	am	are	at	ate	1
be	black	brown	but	came	2
did	do	eat	four	get	3
good	have	he	into	like	4
must	new	no	now	on	5
our	out	please	pretty	ran	6
ride	saw	say	she	so	7
soon	that	there	they	this	8
too	under	want	was	well	9
went	what	white	who	will	10
with	yes				11

A

B

C

D

E

Dolch 1st Grade (41 words)

after	Read your book after school.	then	I will eat lunch and then go play.
again	Did you watch the movie again ?	think	I think it is your turn.
an	I saw an elephant at the zoo.	walk	I like to walk on the grass.
any	Did you see any frogs?	were	They were sitting next to me.
ask	Can you ask the teacher?	when	When will we be there?
as	I am as quiet as a mouse.		
by	Sit by your friend.		
could	I wish I could play outside.		
every	I like every book on the shelf.		
fly	The bird will fly to the nest.		
from	I got a coin from my mom.		
give	Give baby his ball.		
going	I am going to eat some food.		
had	I had a great time.		
has	She has a puppy.		
her	Give her the banana.		
him	I watched him play football.		
his	He gave his lunch to his friend.		
how	How did you get that?		
just	I just got home.		
know	I know how to sing.		
let	Please let her use the crayon.		
live	I live in a house.		
may	Mom says that you may go play.		
of	I had a lot of fun.		
old	My shoes are old .		
once	We will go at once .		
open	Leave the window open .		
over	Can you jump over the puddle?		
put	Put the book on the shelf.		
round	The ball is round .		
some	Can I have some water?		
stop	The truck will stop at the road.		
take	She will take the food to him.		
thank	Thank you for helping me.		
them	Will you take this pack to them .		

DOLCH 1ST GRADE FLASHCARDS

after	again	an	any	ask	1
as	by	could	every	fly	2
from	give	going	had	has	3
her	him	his	how	just	4
know	let	live	may	of	5
old	once	open	over	put	6
round	some	stop	take	thank	7
them	then	think	walk	were	8
when					9

A

B

C

D

E

DOLCHE 2ND GRADE (46 WORDS)

always	I always try my best.
around	Walk around the pool.
because	I like dancing because it is fun.
been	I have been on holiday.
before	Wash your hands before you eat.
best	That was the best pie.
both	We both went to play.
buy	Dad will buy me a bike.
call	Please call me tonight.
cold	It was cold today.
does	Dad does a good job.
don't	Don't push others.
fast	He is fast .
first	First grade is great!
five	I spent five cents.
found	I found my toy in the grass.
gave	My mom gave me a drink
goes	She goes to swim.
green	The grass is green .
its	The cat licks its fur.
made	I made my bed.
many	How many pets do you have?
off	Turn off the light.
or	Do you like apples or pears?
pull	Pull the rope.
read	I read this book.
right	That is the right answer.
sing	Let's sing a song.
sit	Please sit down.
sleep	The baby will sleep in the crib.
tell	Did you tell your dad?
their	The family got in their car.
these	Do these boots belong to you?
those	Put those books on the desk.
upon	Once upon a time there was a frog.
us	Read us a story.
use	Please use the cloth to wipe up.
very	I am very hot.
wash	I will wash the dishes.
which	Which one is yours?
why	Why did you go?
wish	I wish I could play now.
work	Finish your work .
would	What would you like for dinner?
write	Did you write in your journal?
your	I saw your friend today.

DOLCH 2ND GRADE FLASHCARDS

always	around	because	been	before	1
best	both	buy	call	cold	2
does	don't	fast	first	five	3
found	gave	goes	green	its	4
made	many	off	or	pull	5
read	right	sing	sit	sleep	6
tell	their	these	those	upon	7
us	use	very	wash	which	8
why	wish	work	would	write	9
your					10

A

B

C

D

E










DOLCH 3RD GRADE (41 WORDS)

about	Tell me about your day.
better	Do you feel better ?
bring	Bring your boots inside.
carry	Carry the bags to the car.
clean	Clean up your mess.
cut	I cut my finger.
done	Have you done your work?
draw	I will draw a picture.
drink	Get me drink of water, please.
eight	She is eight years old.
fall	The leaves fall off the trees.
far	How far away is it?
full	The box is full of toys.
got	He got sick.
grow	The seed will grow into a plant.
hold	Hold onto my hand.
hot	Fire is hot !
hurt	I hurt my toe.
if	If you swim you will get cold.
keep	Keep up the good work!
kind	Be kind to others.
laugh	Gran will laugh at my joke.
light	Turn on the light .
long	Her hair is long .
much	How much does that cost?
myself	I can help myself .
never	I never hurt an animal.
nine	There are nine puppies.
only	I only read two pages.
own	Use your own pencil.
pick	Pick up that mess.
seven	I am seven years old.
shall	What shall I do?
show	I will show my picture.
six	There are six swings in park.
small	My shoes are too small .
start	Class will start soon.
ten	I have ten fingers.
today	We have gym class today .
together	Let's play together .
try	Please try to be quiet.
warm	The soup is warm .

DOLCH 3RD GRADE FLASHCARDS

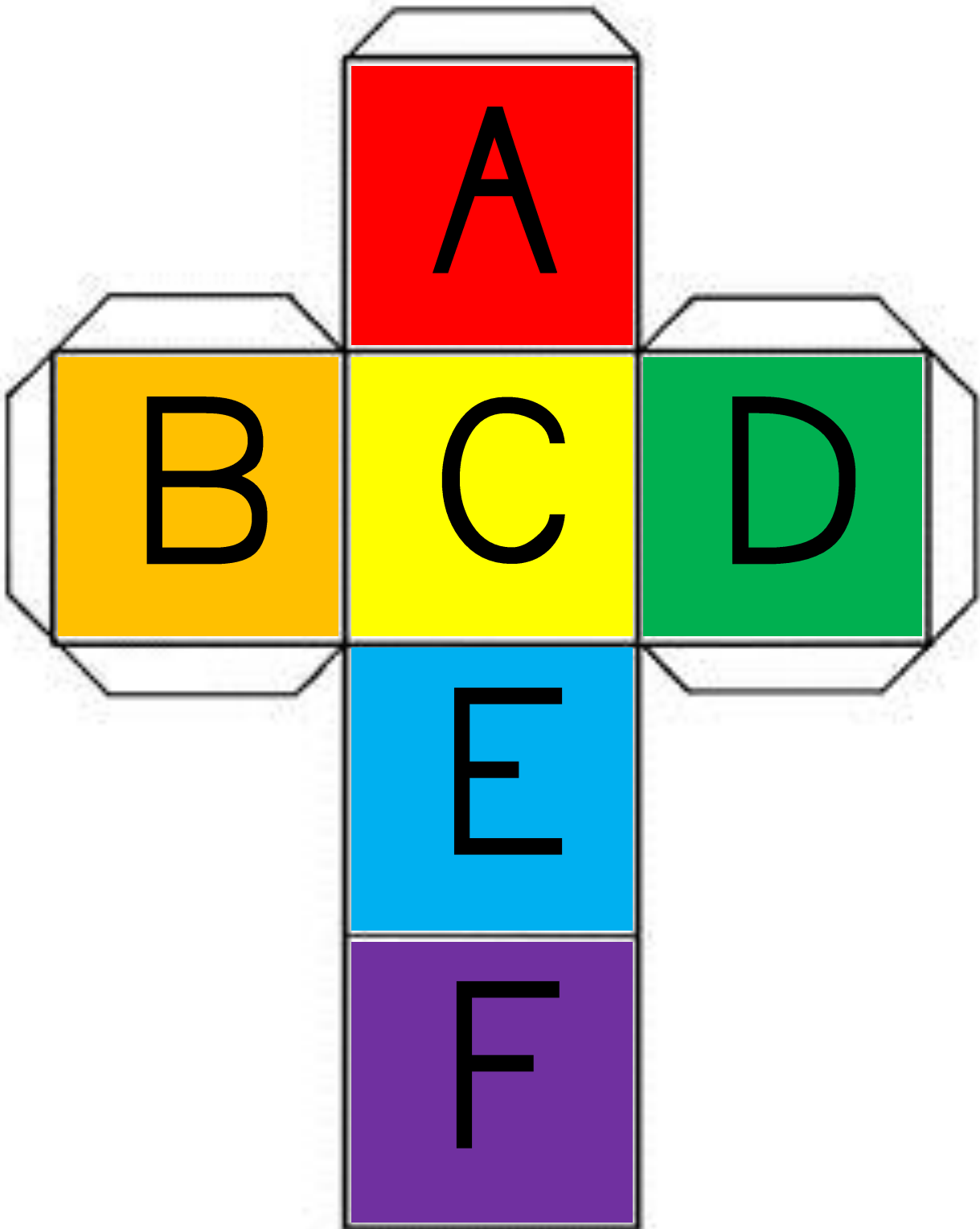
about	better	bring	carry	clean	1
cut	done	draw	drink	eight	2
fall	far	full	got	grow	3
hold	hot	hurt	if	keep	4
kind	laugh	light	long	much	5
myself	never	nine	only	own	6
pick	seven	shall	show	six	7
small	start	ten	today	together	8
try	warm				9
A	B	C	D	E	

LEARNING ACTIVITIES FOR PRACTICE LESSONS



	1. Say it aloud, quietly
	2. Look at each part of the word
	3. Say and spell it while looking at the word
	4. Close eyes and SEE the word & spell it.
	5. Check
	6. Trace it and say it.
	7. Write the word (cover the model)
	8. Check letter by letter
	9. Repeat all the steps if you made a mistake.

TEMPLATES

DICE TEMPLATE TO USE FOR BINGO



SPINNER WHEEL TO USE FOR BINGO



REFERENCES

1. Dolch flash cards - <http://www.sightwords.com/sight-words/flash-cards/>
2. Dolch word lists for all the grades - <http://www.sightwords.com/sight-words/dolch/#lists>
3. All Dolch words alphabetical order - http://www.sightwords.com/pdfs/word_lists/dolch_all.pdf
4. <http://www.kidzone.ws/dolch/grade1.htm>
5. <http://www.kidzone.ws/t.asp?t=http://www.kidzone.ws/reading/fry/images/fry-1.gif>
6. Most frequently used words:
 - o www.edgalaxy.com = [First 100-200 most commonly used words charts](#) or
 - o www.highfrequencywords.org/= [First 100 high frequency word lists](#)
7. Online sight words games - <http://www.education.com/games/sight-words/>
8. Interactive Printable Flash Cards - <http://www.apples4theteacher.com/languagearts/dolch-sight-words/pre-primer/flashcards/>
9. Sight word lessons - <http://www.sightwords.com/sight-words/lessons/>
10. Ruth Beechick *A Home Start In Reading* (pg.15,16) Grade K-3
11. Practical Pages post - <https://practicalpages.wordpress.com/2010/01/12/making-reading-easier-sight-words/>
12. How to teach sight words video - <https://www.youtube.com/watch?v=GRHpwuf56VQ>